

# PLAYSKOOL®

AGES 2+  
34887

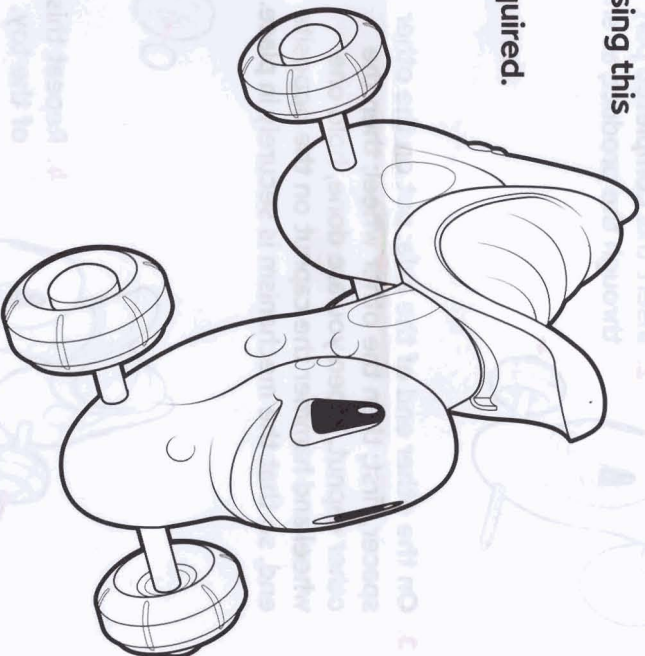
## Bounce 'N Go Inch-Along™

Thank you for choosing this  
PLAYSKOOL toy!

Adult Assembly Required.

**When you take  
this product out  
of the box, you  
need to attach  
wheels. Hammer  
(not included)  
needed for  
assembly.**

**Maximum Weight -  
50 pounds (22 kg)**



# Kid Motion™

**⚠ WARNING:**


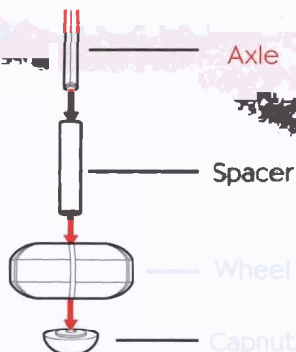
**TO AVOID SERIOUS INJURY:**  
continuous adult supervision  
required; never use near motor  
vehicles, near streets, swimming  
pools, hills, steps, or sloped  
driveways. Always wear shoes.  
Allow only one rider.

**Once you assemble this product, you cannot take it apart and re-assemble it, so please read these instructions carefully.**

**You will need a rubber mallet (preferred) or a cushioned hammer (neither included).**



- 1. Line up the wheel mechanism as shown.**

**That is, put the spacer onto the axle; then put on the wheel; then insert the end of the axle into the capnut so that it is secure.**



- 2. Insert this completed part through the product, as shown.**

- 3. On the other end of the axle: put on the other spacer, first; then the other wheel; then the other capnut. When you are done, hold one wheel and hammer the capnut on the opposite end, so that the mechanism is securely in place.**



- 4. Repeat this process for the back of the toy.**

**You are now ready to play! Use the front of the saddle as a HANDLE GRIP for balancing while you enjoy either bouncing in place or scooting along the floor.**